

CALIFORNIA CRIME TRENDS FOR ADULTS & YOUTH

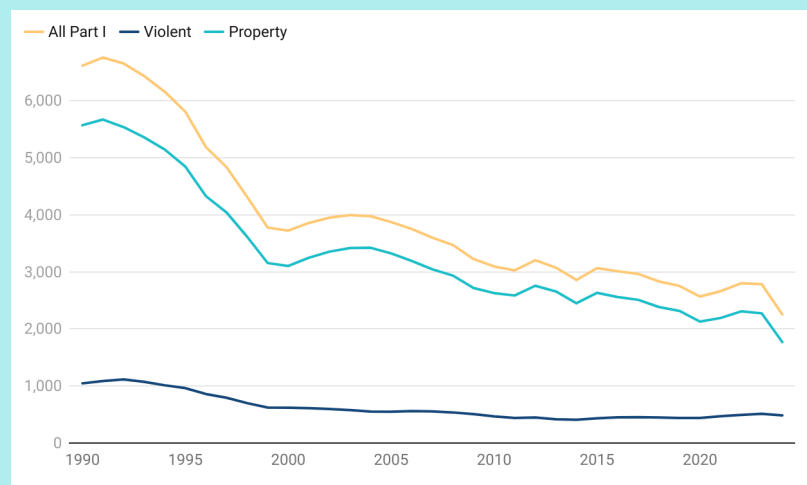
CRIME IS DOWN

Comparing 1990 to 2024 shows:

- Property crime rates have fallen by 65%
- Theft rates have fallen by 62%
- Violent crime rates fell by more than half, including a 68% decline in homicides

* Part 1 offenses include homicide, rape, robbery, aggravated assault, burglary, larceny theft, and motor vehicle theft. Note: 2024 crime rates are estimates based on the FBI's quarterly uniform crime reports from California cities.

VIOLENT, PROPERTY, AND TOTAL PART I* OFFENSES PER 100,000 POPULATION, 1990-2024

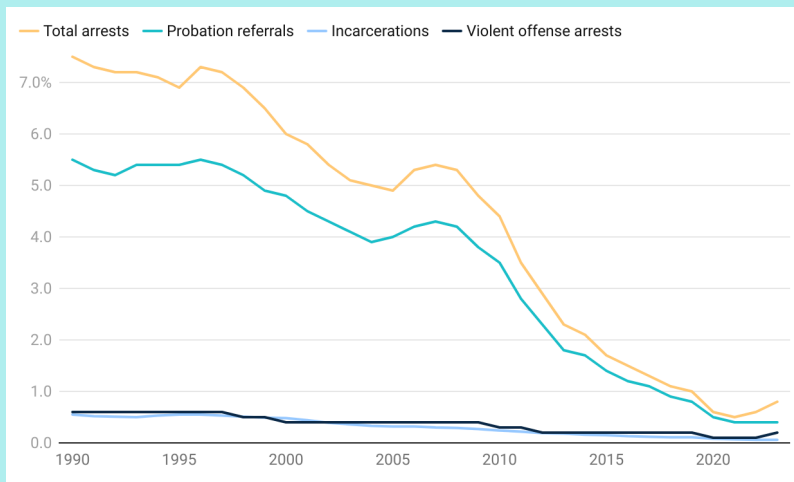


YOUTH ARRESTS ARE DOWN

Comparing 1990 to 2023 shows:

- Youth arrests are down 90%
- Youth referrals to probation are down 88%
- Youth incarceration is down 90%

YOUTH JUSTICE TRENDS, AS PERCENT OF POPULATION AGES 10-17, 1990-2023



CALIFORNIA POLICE BUDGET & CLEARANCE RATE

CALIFORNIA SPENDS NEARLY \$700 PER PERSON ON LAW ENFORCEMENT

Despite law enforcement solving fewer crimes, in 2023, California spent a whopping **\$26 billion** on their budgets. This high cost coincides with record low crime.

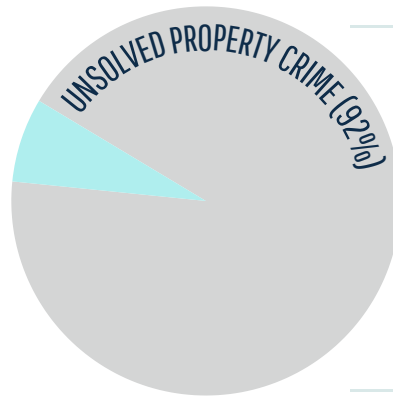
WHAT'S A CLEARANCE RATE?

$$\frac{\text{\# of crimes solved}}{\text{\# of crimes reported}}$$

This is a measure of how many crimes are solved by law enforcement, which is calculated by dividing the number of crimes cleared (solved) by the total number of crimes reported.

IN 2023, CA LAW ENFORCEMENT SOLVED...

- 7.9% of all property crime
- 13.8% of all crime
- 40% of violent crime



CRIMINAL JUSTICE REFORMS HAVE ENDED HARMFUL CYCLES OF INCARCERATION WHILE KEEPING CRIME RATES LOW. TO DATE, PROP 47 HAS DELIVERED ALMOST \$1 BILLION TO CALIFORNIA COMMUNITIES. ROLLING BACK REFORM RISKS A DEADLY AND EXPENSIVE RETURN TO MASS INCARCERATION.